

Reflection: Getting Started

1. Gain a Vision

Gain a vision of this divine work by:


- Studying the doctrine (see Proverbs 29:18 and D&C 69:3, 8).
- Seeking the Spirit.
- Setting goals.
- Planning a simple project.

CHURCH HISTORY GOALS AND PROJECTS

Talk with your area Church history adviser about area Church history goals. You may want to set some long-range goals for Church history projects in your country. Some possible ideas include:


- Interviewing returned missionaries and publishing their stories on the country web page or in the *Liahona* to help encourage others to serve missions.
- Collecting oral history interviews from members who assisted with humanitarian projects.
- Assisting stake clerks with the annual history.



 What can you do to gain a vision of Church history work and receive guidance from the Spirit?


2. Use Training Resources

Guides, forms, and training on how to conduct Church history projects are available at [lds.org/callings/church-history-adviser](https://www.lds.org/callings/church-history-adviser).

 How can you use these resources to help you get started?

3. Complete a Project


Using the resources on LDS.org, plan a Church history project. If you need assistance or advice, talk with your area Church history adviser.

-  What resources will you use to learn how to complete your first project? Where will you find the resources you need?

4. Reflect

Get feedback on your project from your area Church history adviser. Then reflect on your experience, and record what you learned.

- What went well with the project?
- What can you do to improve your next project?

-  If you have completed a Church history project, what knowledge and experience did you gain? What feedback did you get? What do you plan to do for your next project?